

RAQC Metro Denver EDC

Where we think things are
heading....

Chamber/EDC History with RAQC

- First private sector funder of MACQ in late 1980s. \$10,000
- Funder of “Brown Cloud” study, early 1990s
- Advocate for centralize emissions testing, early 1990s when air quality moved from being an “environmental” problem to an “economic development” problem

“Service” Economy with transition

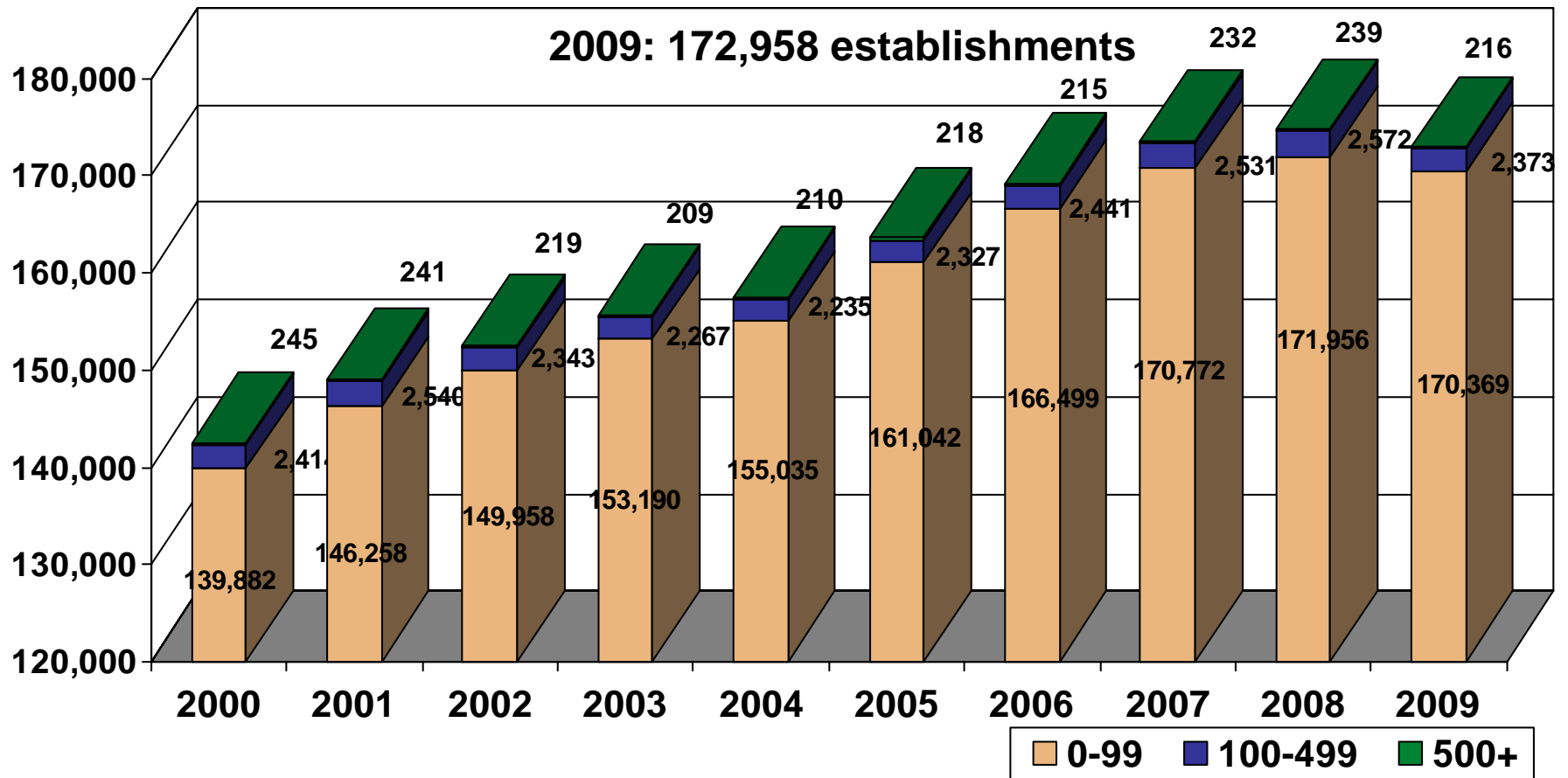
- “Business services” is largest employer in nine-county region.
- The advent of the “New Energy Economy” has created new markets for job creation

Clusters Drive Region's Economy

- Aerospace
- Energy – both kinds
- Software/IT
- Bioscience –
pharmaceuticals &
devices
- Financial Services
- Aviation
- Broadcast/telecom



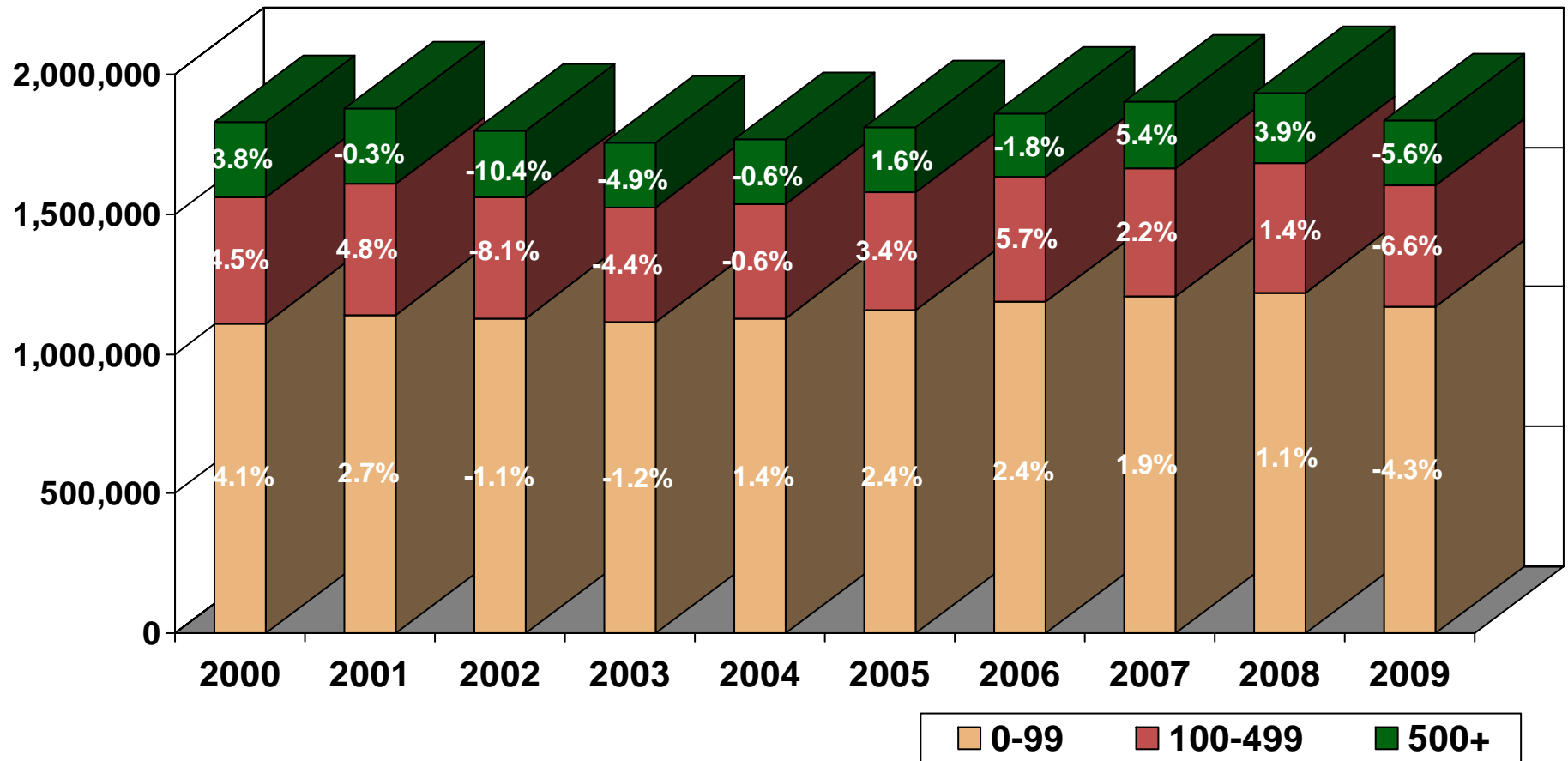
Colorado Business Establishments by Employment



Source: Colorado Department of Labor & Employment

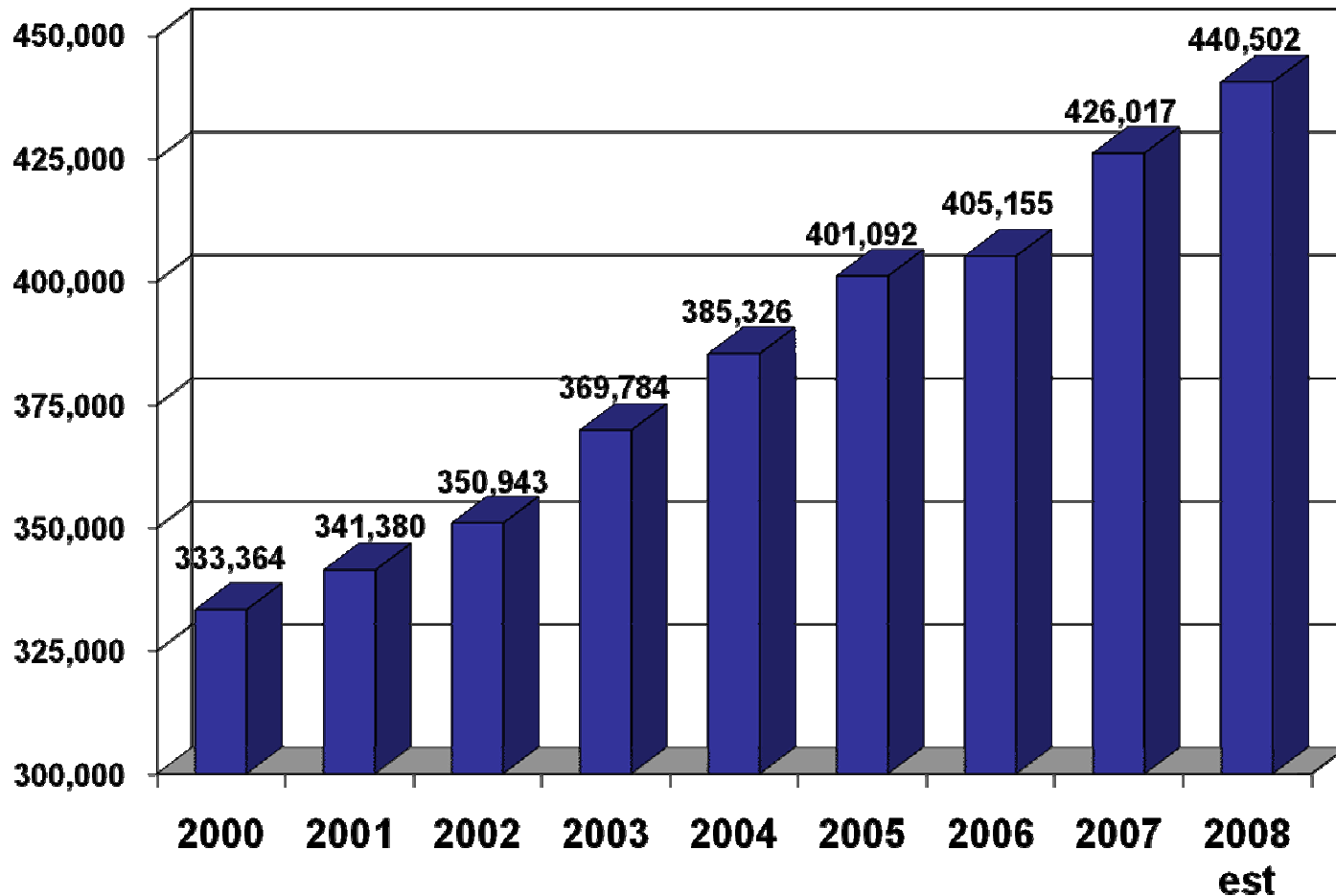
Colorado Employment by Establishment Size (with percent change by year)

2009: 1,836,843 employees



Source: Colorado Department of Labor & Employment

Colorado Nonemployer Establishments Economic Cycles Drive Growth



Source: U.S. Department of Commerce, Census Bureau

Prospect Activity by Year

All Prospects 2003 - Present

2003	26
2004	45
2005	97
2006	110
2007	109
2008	116
2009	106
Total	441

2006 – 2009

Total	441
• New business	336
• Existing business	105
Active	69
• Pending	5
Eliminated	283
Successful	84
• New business	48
• Existing business	36

Active Prospects as of Dec. 31, 2009

• Prospect Type

•Aerospace	4
•Aviation	
•Beverage	
•Bioscience	6
•Data storage	1
•Distribution	5
• Energy	18
•Financial services	4
•IT/software	7
•Manufacturing	8
•Services	11
•Telecommunications	1
•Unknown	4

• Industry Function

•Call center	4
•Data center	3
•Distribution warehouse	6
•HQ	6
• Manufacturing	27
•Office	14
•Other	4
•R&D	1
•Service center	3

All Manufacturing Prospects 2006 - 2009

• 2006	22	• Need existing building	50
• 2007	26	• Require rail	20
• 2008	45	• International	39
2009	33	• U.S. company	53
		• Energy industry	49
• Total to date	126		
• Current active	27		

Figure 13. Wind Resource Potential

